

Databases

A database is...

Name: _____

Real-life examples of databases:

HOW might the following use a database?



Police:



Mobile Phone:

Shop:



Library:



TRUE or FALSE? - tick or cross the following:

✓ ✗ ?

- Databases can store large numbers of records about most things.
- It's quick and easy to find information in a database
- It's easy to add and delete data from a database
- Databases can keep information organised and give you the power to use it how you like.
- Data in databases is always secure and can't be stolen
- You're allowed to collect data in a database about anything and anyone
- You can hold data in an electronic database for however long you like
- Electronic databases can never accidentally get deleted or go wrong



EXTENSION

Write a short report to explain HOW the police are using databases. Here are some links to help:

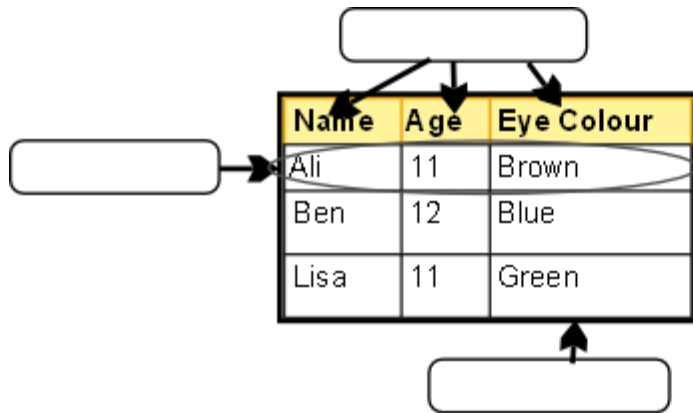
<http://www.bbc.co.uk/newsbeat/10738138>

http://news.bbc.co.uk/newsbeat/hi/technology/newsid_7699000/7699519.stm

http://news.bbc.co.uk/newsbeat/hi/the_p_word/newsid_8037000/8037899.stm

Did you know...? Microsoft Access can be used to create databases.

Complete the gaps! Use the words at the BOTTOM to fill in the blanks



A stores data in tables.

Databases can be used to and records very quickly.



fields • sort • database • table • record • search

Rate yourself! I can... (tick...)

- Define what a database is
- Give real-life examples of databases
- Explain advantages of using an electronic database
- Explain a database table, field, record

What could you or your teacher do to improve in this lesson?

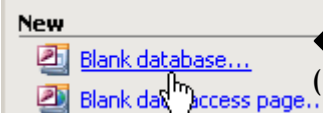
Designing a database table: Use this table to design a database table for collecting information about wildlife. Enter some example records.

Creating a database table

← 1. Load Microsoft Access



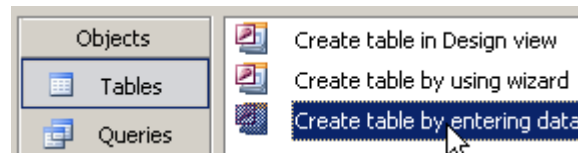
← 2. Click File->New



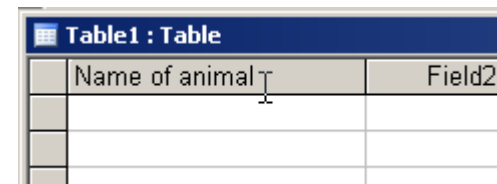
← 3. Click 'Blank database' (right-hand-side)



↑ 4. Give it a sensible name and save in a suitable folder.



↑ 5. Double click 'Create table by entering data'



↑ 6. Double click on the fields to change their names. Enter some records too. (Rows)



↑ 7. Click Save. Call it wildlife. Click 'yes' to add a primary key.